



The World Famous

ORIGINAL ANT FARM

Live Ant Habitat


AGES 6 +

0015


WARNING:
CHOKING HAZARD - Small parts.
Not for children under 3 years.

Ant Watcher's Guide

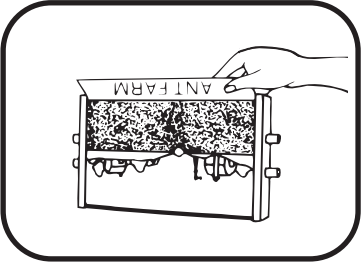
To Start Your Ant Farm® Habitat




1 Turn upside-down and remove base. (Hint: Attach the base to the top end and use as a stand.)



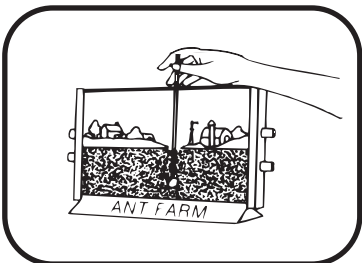
2 Cut a small corner off bag of sand with scissors. Carefully pour into lower half of Ant Farm until filled.




3 Replace the base. Make sure that it snaps firmly into place.



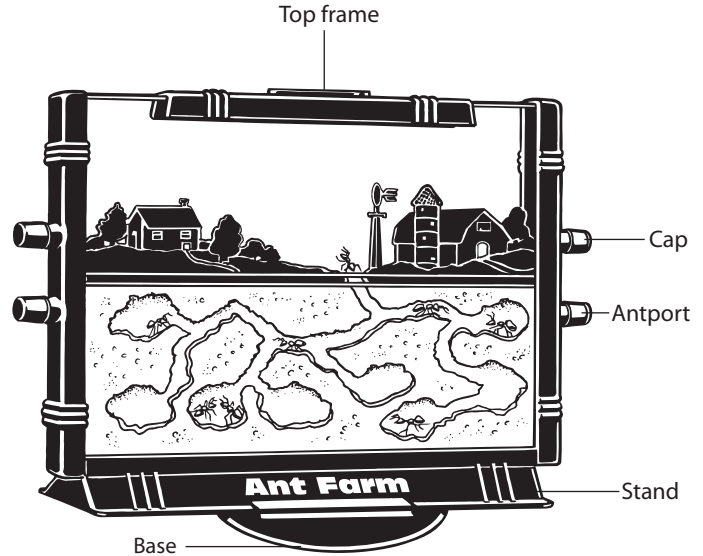
4 Turn Ant Farm® right-side-up. Slowly pour in about 2 oz. (1/4 cup or 18 cl) clear drinking water. Sand should be evenly damp but not soggy. Don't worry if a little water leaks out.



5 Using supplied stick or a piece of wire, push the cotton stopper halfway into sand. This will start a tunnel.



6 Replace top frame. Make sure it's evenly centered and snapped in. Slide stand onto center of base.



Normally, we mail the ants to you within 4 to 6 weeks after we receive your order. But sometimes we delay them because it is too hot or too cold for them. It's best for you to send for ants when the temperature is less than 85° F and above 32° F. If you have an outdoor mailbox, don't let the ants stay in there for too long. It may be too hot or cold for them!

All the ants we send you are nonbreeding worker ants. (The government says we're not allowed to send a queen.) If you want to, you can stock your habitat with ants right out of your own neighborhood. Look for large ants that cannot go through the air holes. Let the ants crawl up onto a stick without touching them. Remove the top frame and carefully shake the ants in.

If you get your ants in the mail, remember that they have been in a tube for quite a while, and are apt to be very hungry and thirsty. So it's a good idea to drop a little water into the habitat before you populate it.

When your ants arrive, be sure to read the directions that come with them. Before you open the tube of ants, put it in the refrigerator (not the freezer) for about 15 minutes. This makes them less active and much easier to put into the habitat. They will soon "warm up" to start working.

Remove the top frame, carefully open the plastic tube of ants. Then replace the top cap and carefully squeeze the tube of ants so it fits between the clear windows. Shake or tap the ants in and replace the top frame.

If the ants seem lazy the first few hours, don't worry. Put the habitat in a dark place overnight. They'll soon become accustomed to their new home.

Order Online To Populate Your Live Ant Habitat

Follow the instructions on the enclosed order form to order online.

We will mail you an ample supply of Western Harvester ants (scientific name is *Pogonomyrmex*, meaning "bearded ants" because they appear to have little beards).

CAUTION: NEVER HANDLE OR TOUCH ANTS DIRECTLY. THEY CAN BITE OR STING TO DEFEND THEMSELVES.

Ant FAQs

Q: What do ants eat and drink?

A: Ants eat almost anything. They like unsalted crackers, cake, bread, fruit, meat, and leaves, just to name a few. Once a week, remove the top cap and drop in two or three pinhead size pieces of food. You will also need to give the ants a few drops of water every 2 days. Just open the top cap and drop the water in. **Please do not overfeed or over water your ants!**

Q: Do the ants get enough air?

A: Yes. Your Ant Farm® habitat provides sufficient air through the air holes.

Q: Are there both male and female ants in a colony of workers?

A: No. All worker ants are females. The only male ants are the “princes.” They mate with the queens and die soon after mating.

Q: Do ants take baths?

A: Yes. They are very clean. Watch them closely and you will see the ants rubbing their faces with their legs. They are cleaning themselves when they do that.

Q: Can ants “talk”?

A: Ants communicate primarily through their sense of smell. They emit chemical signals called “pheromones” which communicate specific information to other ants. The ants will pick up on the chemicals with their antennae which will tell them where the signal is coming from and how strong it is. Some ants can also communicate using sound by rubbing certain parts of their bodies together much like a cricket creates noises with its legs.

Q: Do ants work all the time?

A: No. They work very hard, but they like to play, too, and they also rest. When they play, they bump and wrestle with each other. Sometimes two or three of them will roll a bit of grain or sand around like a ball.

Q: Will the ants build hills over the farm scene?

A: Yes. If they had a plain space, they would simply build plain hills. The farm scene gives them a more interesting place to work, and it is more fun to watch them.

Q: Is my Ant Farm® brand habitat escape-proof?

A: Yes. The habitat is designed with a self-locking device that makes it escape-proof, as long as you use large ants that cannot go through the air holes.

Q: Do ants really know what they are doing and why they are doing it?

A: While each ant shows signs of distinct behavior, the ants themselves should not be thought of as individuals. Rather, an ant colony is like one large organism with many different functioning parts. Each ant has a set of duties that it will follow unquestioningly for its entire life.

Making the Connection

You can connect several Ant Farm® habitats together. To connect, cut Antway travel tube to desired length and attach end tightly onto an open Antport. Attach other end onto a another Ant Farm Antport. Be sure to keep all unused Antports tightly capped!

To Re-populate Your Ant Farm®

Welcome your new ants to a clean home. Take your habitat apart and sift the sand clean for dead ants and leftover food bits, or use new sand. Rinse the plastic parts with water and blot dry (do not wipe – the clear parts can scratch easily). Fill the reassembled habitat with clean dry sand and moisten as directed at the beginning of this manual.

You can order a re-population kit online at www.unclemilton.com

The re-population kit includes everything you need to use your Ant Farm® Habitats over and over again.

KEEP THESE INSTRUCTIONS FOR FUTURE REFERENCE — DO NOT DISCARD

Questions? Visit unclemilton.com



MANUFACTURED BY UNCLE MILTON INDUSTRIES, INC.
P.O. Box 6281
THOUSAND OAKS, CA 91359 USA

©2012 UMI. All rights reserved. ® and TM designate trademarks of Uncle Milton Industries, Inc.
Product colors and styles may vary.

MADE IN CHINA