



# Dino Hunter

## UV Night Vision Goggles

5+  
4124

### Parts Included

- 1 Dino Hunter Goggles
- 1 Invisible Ink Pen
- 1 Dinosaur Tracks Stencil
- 3 Dinosaur Profile Cards

### Battery Installation

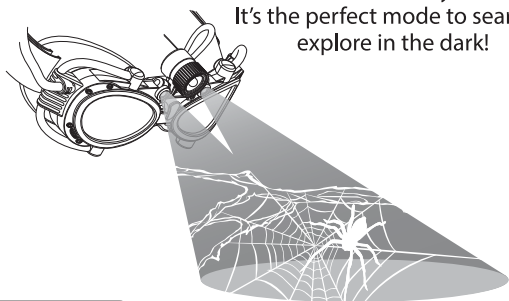
1. Using a Phillips head screwdriver, remove the battery cover.
2. Insert 3 "AAA" batteries as indicated in the battery compartment.
3. Replace the battery cover. Do not over-tighten the screw.

## CREATING YOUR NIGHTTIME ADVENTURE

### Night Vision

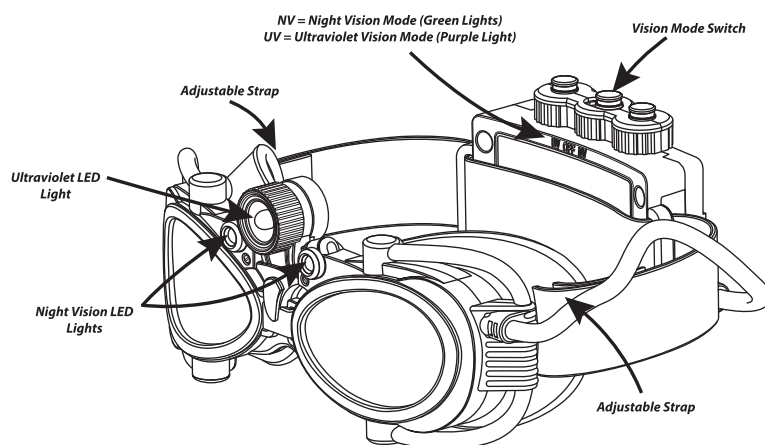
As nighttime draws near, you can use night vision to explore while keeping your hands free. Follow trails, look for critters, and see what else you can discover.

It's the perfect mode to search and explore in the dark!



### UV Vision

Create your own dinosaur adventure using rays of ultraviolet, purple light to find dinosaur tracks in the dark and even uncover secret messages!




### 1 Plan Your Path:

Determine what dinosaur tracks you want to use, and the location for your dinosaur track path. The included stencil has tracks for a T-rex, Velociraptor, and Triceratops. Or, create your own animal track cut-outs for any animal you want to use in your adventure.

### 2 Create Your Tracks:

To set the dinosaur tracks, hold the track stencil in place and color in each track using the invisible ink pen\*. For best results, apply to surfaces that are smooth, flat and porous. Place dinosaur tracks on tree trunks, leaves, stones and rocks, fences, fallen branches, cardboard, paper, or even your bedroom door! Place tracks one in front of the other just like a real dinosaur would do.



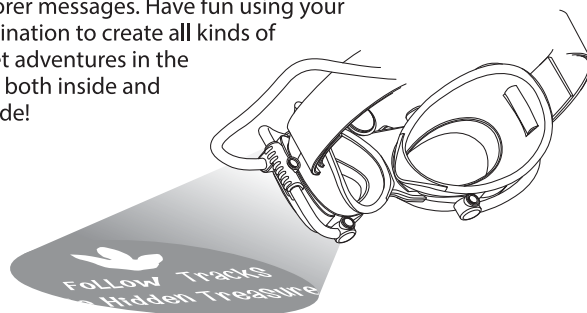
Replace the cap on the Invisible Ink Pen after use.



### 3 Set Your Target

Where does your path lead? A hidden dinosaur? Another explorer? A secret message? You decide. Then, set your target in place! You can also create a path to re-trace your way back to home base.

Don't forget to use the invisible ink pen to write secret explorer messages. Have fun using your imagination to create all kinds of secret adventures in the dark, both inside and outside!



\* **Note:** Remember to ask your parents for permission to write the invisible ink on different surfaces. The invisible ink will wash off with water.

**KEEP THESE INSTRUCTIONS FOR FUTURE REFERENCE — DO NOT DISCARD**  
Questions? Visit [unclemilton.com](http://unclemilton.com)

**WARNING:**  
CHOKING HAZARD - Small parts.  
Not for children under 3 years.  
The goggles are a toy and do not provide eye protection.

**AAA/LR03 x3** Batteries not included  
Requires 3 x 1.5V AAA/LR03 batteries

**Uncle Milton**

MANUFACTURED BY UNCLE MILTON INDUSTRIES, INC.  
P.O. Box 6281  
THOUSAND OAKS, CA 91359 USA  
©2014 UMI. All rights reserved. ® and TM designate trademarks of Uncle Milton Industries, Inc.  
MADE IN CHINA

4124-0250-0314-V01