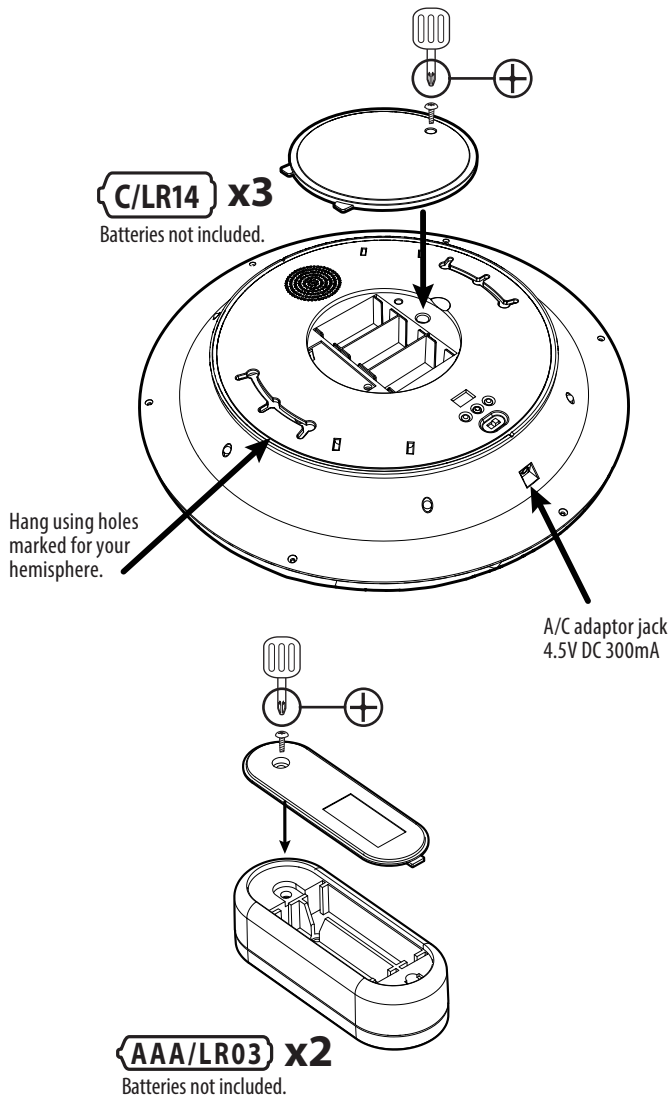




# SUPER MOON IN MY ROOM™



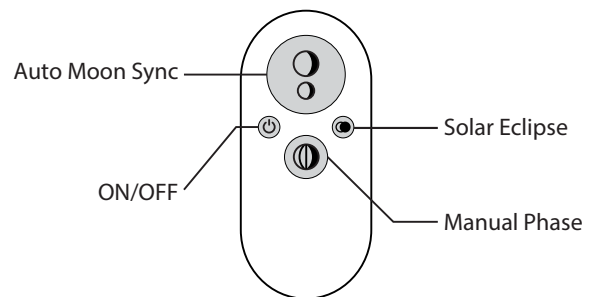
## Set Lunar Clock

On back of moon.

1. Press and hold to set year
2. Use to adjust
3. Press to confirm and cycle to the next setting (Year / Month / Day)

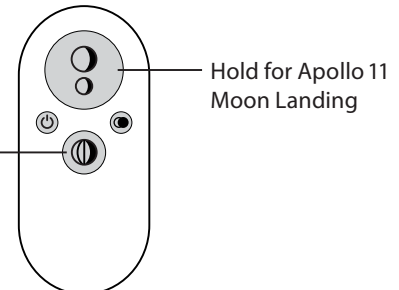
## Light Function

(Moon will flash 4 times if Lunar Clock has not been set)



## Sound Function

Hold for  
night-time sounds



Moon will shut-off automatically after about 30 minutes. If powered with an optional AC adapter, the auto shut-off will be disabled.

KEEP THESE INSTRUCTIONS FOR FUTURE REFERENCE — DO NOT DISCARD

Questions? Visit [unclemilton.com](http://unclemilton.com)

### BATTERY SAFETY INFORMATION

- Only adults should install and replace batteries.
- Non-rechargeable batteries are not to be recharged.
- Rechargeable batteries are to be removed from the toy before being charged.
- Rechargeable batteries are only to be charged under adult supervision.
- Different types of batteries or new and used batteries are not to be mixed.
- Batteries are to be inserted with the correct polarity.
- Exhausted batteries are to be removed from the toy.
- The supply terminals are not to be short-circuited.
- Do not mix old and new batteries.
- Do not mix alkaline, standard (carbon-zinc) or rechargeable (nickel-cadmium) batteries.
- Do not dispose of batteries in fire. Battery may explode or leak.
- Batteries should be recycled or disposed of as per state and local guidelines.

NOTE: This equipment has been tested and found to comply with the limits for a Class B digital device, pursuant to Part 15 of the FCC Rules. These limits are designed to provide reasonable protection against harmful interference in a residential installation. This equipment generates, uses and can radiate radio frequency energy and, if not installed and used in accordance with the instructions, may cause harmful interference to radio communications. However, there is no guarantee that interference will not occur in a particular installation. If this equipment does cause harmful interference to radio or television reception, which can be determined by turning the equipment off and on, the user is encouraged to try to correct the interference by one or more of the following measures:

- Reorient or relocate the receiving antenna.
- Increase the separation between the equipment and receiver.
- Connect the equipment into an outlet on a circuit different from that to which the receiver is connected.
- Consult the dealer or an experienced radio/TV technician for help.

This device complies with Part 15 of the FCC Rules.

Operation is subject to the following two conditions:

- (1) This device may not cause harmful interference, and
- (2) This device must accept any interference received, including interference that may cause undesired operation.

Caution: changes or modifications not expressly approved by the party responsible for compliance could void the user's authority to operate the equipment.

In an environment with electrostatic discharge, the product may malfunction.

In this case, remove the batteries and wait for 5 minutes and then replace the batteries.

**Uncle  
Milton®**

© 2017 TBDUM All rights reserved.  
® and ™ designate U.S. trademarks of  
Uncle Milton  
P.O. Box 6281 Thousand Oaks, CA 91359 USA.  
Printed in China. Product and colors may vary.