

EARTH In My Room™

Light-up Earthscape

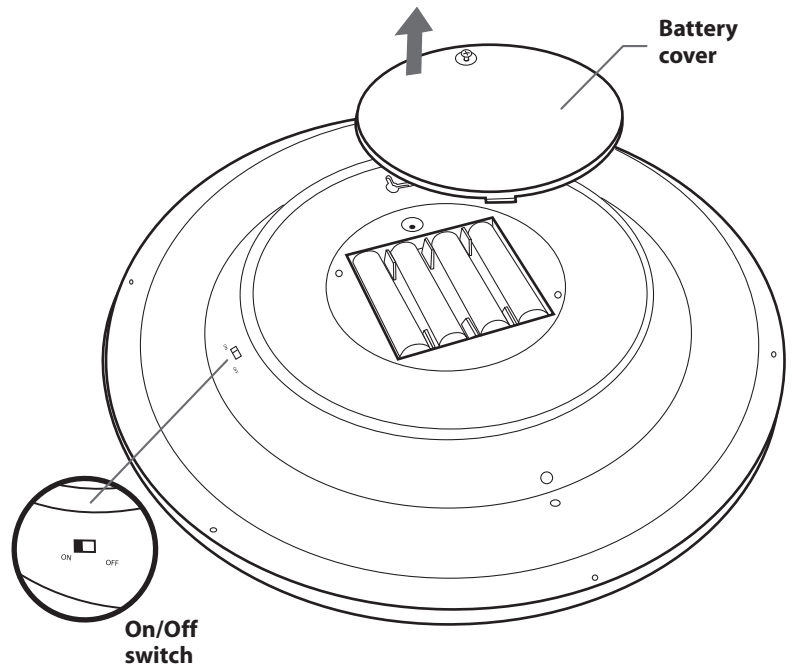
Battery Installation

Tool required - Small Phillips head screwdriver
Requires 4 "AA" alkaline batteries (not included).

Wall Mount

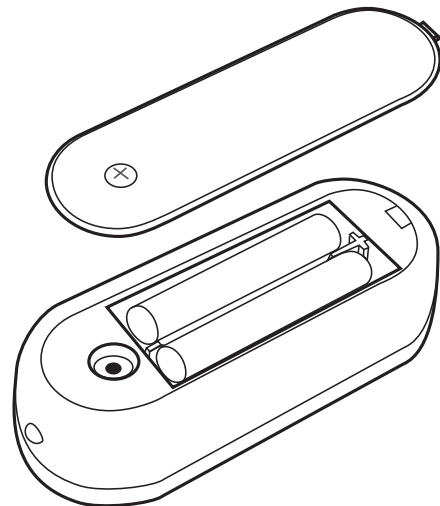
1. Using a Phillips head screwdriver, remove the battery cover as shown.
2. Insert 4 "AA" batteries as indicated in the battery compartment and replace cover.
3. IMPORTANT! Switch Earth in My Room to the ON position before hanging on the wall.

PLEASE NOTE: The unit will not activate without the remote control.



Remote Control

1. Using a Phillips head screwdriver, remove the battery cover as shown.
2. Insert 2 "AAA" batteries as indicated in the battery compartment and replace cover.



KEEP THESE INSTRUCTIONS FOR FUTURE REFERENCE — DO NOT DISCARD

Questions? Visit unclemilton.com

Wall Installation

Note: Product is only intended to mount on a vertical wall.

Operation

IMPORTANT: The ON/OFF switch located on the back of the Earth In My Room must be switched to the ON position.

NOTE: For best Earth illumination, use in a darkened room.

On/Off

To turn the Earth off, press the ON/OFF button on your remote. Press ON/OFF button again to reactivate.

Auto Off

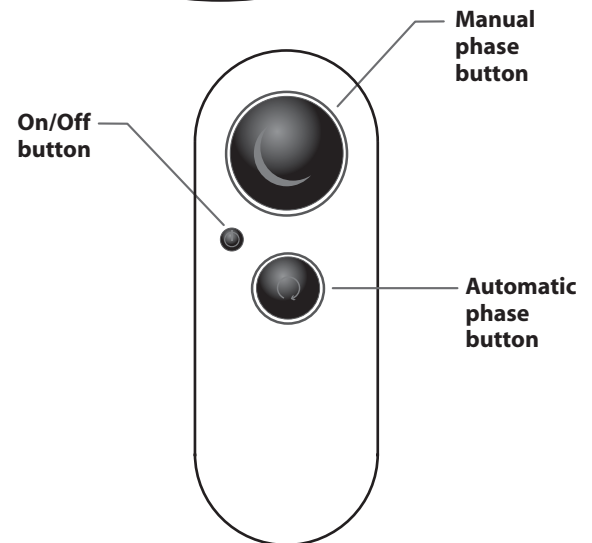
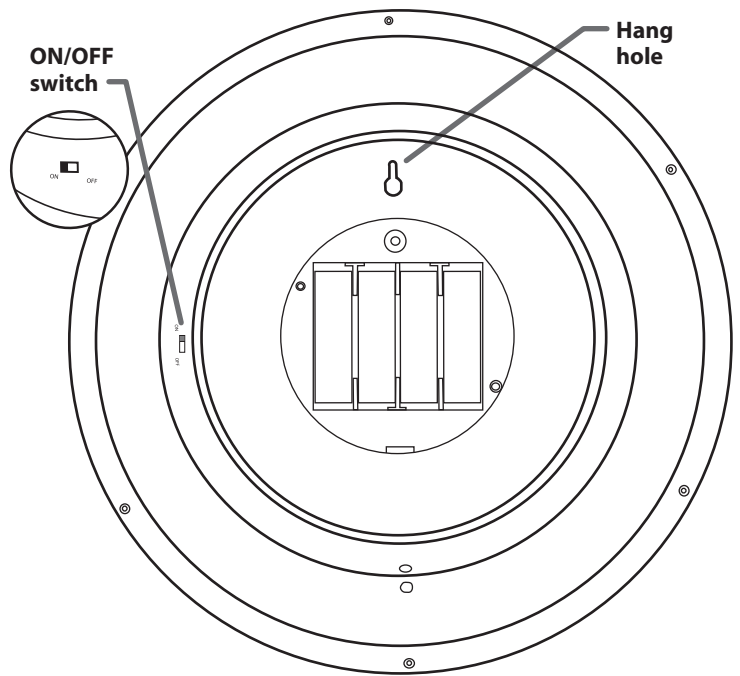
Earth automatically shuts off after approximately 30 minutes if there is no manual interaction.

Manual Phase

To manually cycle through the phases, press the manual phase button. If you leave the Earth on in a phase, it will automatically turn off after approximately 30 minutes.

Auto Phase

Your Earth In My Room will cycle through the phases automatically, when you push the automatic phase button. The Earth will cycle from phase to phase in five-second intervals. In this mode, the Earth will automatically turn off after approximately 30 minutes.



BATTERY SAFETY INFORMATION

- Non-rechargeable batteries are not to be recharged.
- Rechargeable batteries are to be removed from the toy before being charged.
- Rechargeable batteries are only to be charged under adult supervision.
- Different types of batteries or new and used batteries are not to be mixed.
- Batteries are to be inserted with the correct polarity.
- Exhausted batteries are to be removed from the toy.
- The supply terminals are not to be short-circuited.
- Do not mix old and new batteries.
- Do not mix alkaline, standard (carbon-zinc) or rechargeable (nickel-cadmium) batteries.
- Do not dispose of batteries in fire. Battery may explode or leak.

NOTE: This equipment has been tested and found to comply with the limits for a Class B digital device, pursuant to Part 15 of the FCC Rules. These limits are designed to provide reasonable protection against harmful interference in a residential installation. This equipment generates, uses and can radiate radio frequency energy and, if not installed and used in accordance with the instructions, may cause harmful interference to radio communications. However, there is no guarantee that interference will not occur in a particular installation. If this equipment does cause harmful interference to radio or television reception, which can be determined by turning the equipment off and on, the user is encouraged to try to correct the interference by one or more of the following measures:

- Reorient or relocate the receiving antenna.
- Increase the separation between the equipment and receiver.
- Connect the equipment into an outlet on a circuit different from that to which the receiver is connected.
- Consult the dealer or an experienced radio/TV technician for help.

This device complies with Part 15 of the FCC Rules.

Operation is subject to the following two conditions:

- (1) This device may not cause harmful interference, and
- (2) This device must accept any interference received, including interference that may cause undesired operation.

Caution: changes or modifications not expressly approved by the party responsible for compliance could void the user's authority to operate the equipment.

**Uncle
Milton**

MANUFACTURED BY UNCLE MILTON INDUSTRIES, INC.
P.O. Box 6281
THOUSAND OAKS, CA 91359 USA
©2012 UMI. All rights reserved. ® and TM designate
trademarks of Uncle Milton Industries, Inc.
MADE IN CHINA