

Planet Frog

AGES 6 +
0070

Live Frog Habitat

IMPORTANT: PLEASE READ FIRST

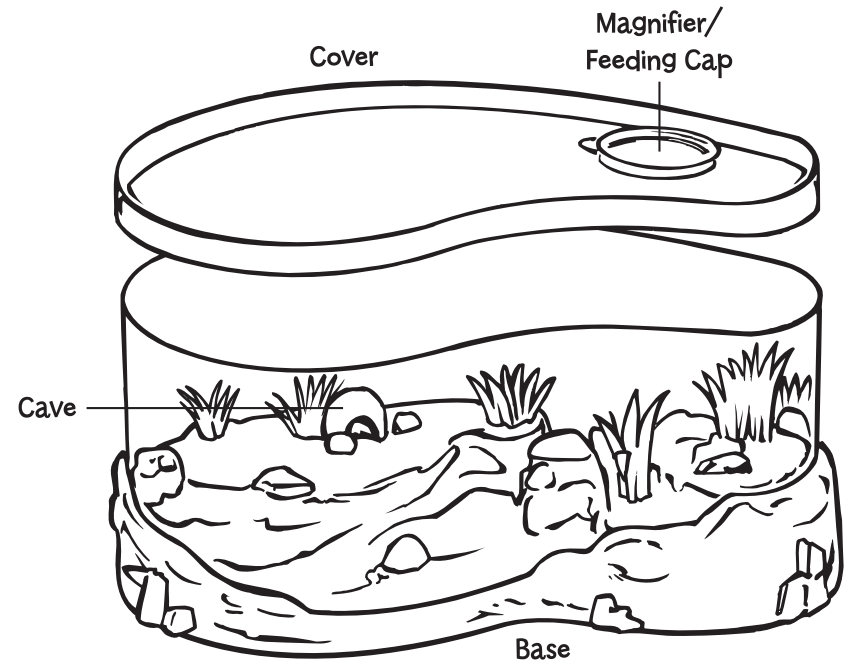
- 1 Order your tadpoles online NOW!** You can order tadpoles by visiting our online store located at www.unclemilton.com. For a discount on your first order, enter **promo code: tad8461hd7**
- 2** We would like you to receive your tadpoles as quickly as possible, however it is much more important to us that you receive your tadpoles when the National Weather Service forecasts favorable weather conditions in your region. The temperature range for safe tadpole delivery is a nighttime low of 40° F to a daytime high of 80° F (4° to 27° C). Weather permitting, your tadpole(s) will arrive in 3 to 6 weeks. Delay in shipping may occur if you live somewhere that is too hot (above 80° F) or too cold (below 40° F). The Frog Farm ships tadpoles within the continental USA only. We regret any potential inconvenience this delay may cause you.
- 3** Your tadpole will come in a Styrofoam box clearly marked "Live Tadpoles". We suggest that you open your package upon immediately upon receipt. If at all possible, ask your mail carrier to place your package on your porch, preferably in the shade.
- 4** The tadpoles we offer are captive-bred. They are raised from birth in a clean, disease-free environment by professional breeders. They are not caught from the wild. The type of tadpole that we offer is the Leopard frog tadpole. The scientific name for this species is *Rana pipiens*. Leopard frogs are common to most of North America.

- 5** Tadpole food will be sent with your tadpole shipment.



Instruction Manual

Setting Up Planet Frog



IMPORTANT: USE ONLY BOTTLED SPRING WATER
NEVER USE tap, mineral, distilled, carbonated, sparkling, reverse osmosis, seltzer, or well water. Make sure there's no fluoride, chlorine or chemicals of any kind in your spring water.


What You Will Need Before Your Tadpole Arrives

Have BOTTLED SPRING WATER on hand before your tadpole arrives. DO NOT USE tap water, mineral, distilled, carbonated, sparkling/seltzer water, well water, or reverse osmosis water. Gallon jugs of spring water can be purchased at any grocery or convenience store.

DO NOT REFRIGERATE THE WATER. IT MUST BE KEPT AT ROOM TEMPERATURE.



IMPORTANT: Do Not Open The Tadpole Container Yet!



Before you open the tadpole container, you must prepare the Planet Frog habitat. Do not delay! Your tadpole has been cooped up in the container for a long time and is anxious to get out. You may notice your tadpole swimming very fast in erratic patterns, upside-down or spiraling through the water. This is normal and should not be mistaken for bad health. If your tadpole is not moving it could be in "shipping shock". This condition is not out of the ordinary, and could last up to 72 hours.


Preparing Planet Frog

1 Fill the water area of Planet Frog with room temperature bottled spring water to the yellow fill line, (approximately a half inch below the top edge of the shore) **DO NOT USE** tap water, mineral, distilled, carbonated, sparkling or seltzer water. These other types of water may kill your tadpole.

2 Float the unopened tadpole container (with the tadpole inside) on the water. Let the container stay there for 30 minutes, so the water inside the container becomes the same temperature as the water on Planet Frog. The yellow color of the water in the tadpole container is normal. It will actually help the tadpole get used to it's new home. (The yellow color will eventually disappear over time.)


3 After 30 minutes, carefully open the tadpole container and lower it into the water in the habitat. Now slowly pour the entire contents of the tadpole container, including the tadpole, into the water.

4 Place Planet Frog in a quiet, out-of-the-way spot, away from direct sunlight or heat. The temperature in your room should be kept between 75° and 80° F. If the area your habitat is placed in is too cold, a desk lamp placed can provided the necessary heat for your tadpole. (Please note: Do not place the habitat too close to the lamp) Allow your tadpole to spend a few hours getting used to it's new home. Any movement or disturbances to Planet Frog should be avoided.



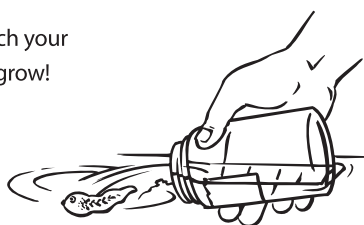
Step 1

5 After a few hours, add more room temperature bottled water to Planet Frog. Fill the water exactly to the yellow fill line (approximately a half inch below the top edge of the shore).



Step 2

6 Watch your tadpole grow!



Step 3

Caring for Your Tadpole

Feeding Your Tadpole

Your tadpole needs to get used to it's new home before it will be interested in eating anything. So, do not feed it for at least 12 hours after it has first arrived.

As your tadpole grows, it's feeding habits will change. To begin, feed your tadpole only 1/8 of a pellet 1 time per day, per tadpole. **DO NOT OVERFEED!** Overfeeding can cause organic waste to build up. (This could harm your tadpole.)

Cleaning Planet Frog (Part 1)

CLEAN WATER IS ESSENTIAL to the well being of your tadpole. Waste should be removed with a kitchen baster or a large medicine dropper. Once a week, or when the water looks cloudy, remove half the water with a cup and replace it with room temperature bottled water. Fill to the yellow fill line (approximately a half inch below the top edge of the shore).

The Magic of Metamorphosis

Frogs start out as eggs, and go through several amazing changes before they become full-fledged frogs. This series of physical change is called metamorphosis. The next two to four months after your tadpole's arrival will be the most important and exciting period in it's life. (Some tadpoles may take a little longer than others to develop.)

Front legs will emerge. Feeding will stop. It will breathe entirely through it's lungs and it's head and internal organs will undergo extreme structural changes. You will notice that your tadpole's front legs are now fully developed, it's tail is beginning to shrink and it is starting to come partially out of the water. Your tadpole will soon be a frog!

Note: If your tadpole is slow to develop, feed more often and move to a warmer location. Continue to change the water to keep it clean.

Caring for Your Frog

Fragile! Handle with care.

While you may want to hold your frog now and then, too much handling may be harmful. A frog is delicate and might be quite frightened of humans. Frogs are very good jumpers and are very slippery. Your frog may escape or be injured while being handled.

Feeding Your Frog

Once the tadpole has fully developed front and back legs, they may stop eating. The tadpole will get nourishment from it's tail as the tail is absorbed into the body. In a short time the tail will totally disappear. Once your tadpole begins to venture onto the dry part of the habitat, this is when your frog will be ready for it's first real meal.

In the wild, frogs eat live insects. On Planet Frog your frog will be feasting on live crickets. Crickets are available at most pet shops. The crickets should be small - no more than a 1/4 inch long - and about 1 week old. These should be the smallest crickets available, and are sometimes referred to as pinhead crickets.



Feeding Your Frog (continued)

Open the feeding hatch on the top of Planet Frog and drop in 1 to 2 crickets. Then close the feeding hatch. Your frog will do the rest. If there are any dead crickets in the habitat, remove them before feeding.

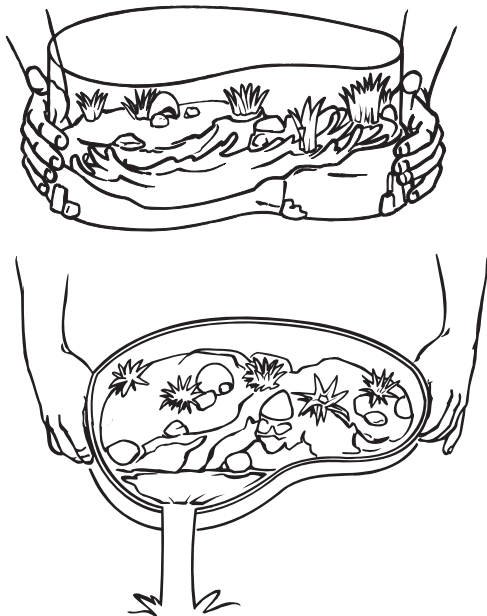
You may also collect your own insects to feed your frog. Sow bugs, houseflies, moths, or small earthworms will make good meals for your frog. Frogs do not like to eat beetles or ants. Do not put beetles or ants in Planet Frog. Do not feed your frog anything that is larger than half the frog's size. Also note, the frog hunts based on movement, so it will not eat dead insects.

As your frog grows, it will require more food, but it is best to limit the amount of food to avoid fouling Planet Frog with mold or fungus.

Cleaning Planet Frog (Part II)

Clean water is as important to a frog as it is to a tadpole. Once or twice a week (depending on how big your frog is, or if you have more than one frog) you will need to change the water on Planet Frog. Here is how to do it:

- 1 Always keep room temperature bottled spring water on hand.
- 2 Remove the cover from Planet Frog.
- 3 Wet your hands first, then carefully pick up your frog and place it's in a bowl or a



large cup with a half inch of water in it. Do not under any circumstances have any soap or chemicals on your hands. Cover the bowl or cup to keep your frog from getting out. **DO NOT USE A BOWL OR CUP WITH AN AIRTIGHT LID.** Your frog still needs to breathe.

- 4 Pour the old water from Planet Frog into the sink and rinse the entire habitat with warm tap water. **DO NOT USE ANY SOAP OR OTHER CLEANERS.** (Frogs have sensitive skin. The chemicals in soap and other cleaning products may harm your frog.) Make sure to clean off all waste and excess food.
- 5 Fill Planet Frog with clean, room temperature, bottled water. Fill to the yellow fill line (approximately a half inch below the top edge of the shore).

Never use any cleaning products, air fresheners, insecticides, etc. on or near Planet Frog. These products can easily

contaminate Planet Frog.

What to Do If You Can No Longer Care for Your Frog

If you are no longer able to care for your frog, please do not release it outside.

Frogs that have been cared for in captivity all of their lives have not really learned to survive in the wild. They are not as aggressive as wild frogs when seeking food and they have never learned to defend themselves. Your frog would probably not live long in the wild.

Instead of releasing your frog in the wild, it would be much better to give your frog to a friend who is willing to take care of it, or donate it to a local school that would like to adopt it. You can even give it to your local pet store so they can find someone else to take care of it.

Questions and Answers about Planet Frog

Q: Does the Frog Farm ship tadpoles year-round?

A: Yes. Normally, it takes about 4 to 6 weeks to receive your tadpole(s). However, there may be a delay in shipping if the temperature in your area is too hot (above 80° F) or too cold (below 40° F). It is best to send the tadpole order form any time except during very hot or very cold seasons.

Q: How many frogs can live on Planet Frog?

A: Planet Frog is designed to safely and comfortably support no more than two adult Leopard frogs. If you get another type of frog from your local pet store, Planet Frog may only have space for one frog. Remember not to get a frog that is too big.

Q: Will two Leopard frogs breed on Planet Frog?

A: No. Leopard frogs do not breed until they are three years old. When they do breed in the wild, they require particular environmental cues that do not exist on Planet Frog.

Q: How large will a Leopard frog grow?

A: On Planet Frog, your froglet will remain about an inch long for up to a year. It can eventually grow to about three inches.

Q: Is there enough space on Planet Frog for my frogs? Is there enough air?

A: Yes, to both questions. Planet Frog was designed with the health and well-being of Leopard frogs in mind. Amphibian experts helped design Planet Frog so that there is sufficient space, air and water to support two captive-bred adult Leopard frogs.

Q: What should I feed my tadpole?

A: Leopard frog tadpoles require a specially formulated tadpole food. This food is included with your tadpole. See the section entitled "Caring for Your Tadpole" for instructions.

Q: What should I feed my froglet or adult frog?

A: Frogs will eat only live insects (except beetles and ants). It is best to feed your frog crickets. Crickets are available at almost any pet store. You may also feed your frog flies, worms or moths. See the section entitled "Caring for Your Tadpole" for instructions.

Q: Can I put any kind of frog on Planet Frog?

A: Not just any type of frog. Many kinds of frogs require specific living conditions. Planet Frog was designed for the Leopard frog. If you want to have a different kind of frog, please ask your local pet store for advice.

Q: How long will the frog live on Planet Frog?

A: Captive-bred Leopard frogs can live up to five years if given proper care and feeding. The life span of other types of frogs will vary.

Q: If I order a second tadpole, can I place it on Planet Frog with an adult frog?

A: No. Unfortunately, an adult frog may view a tadpole, or even a froglet, as food. All tadpoles should be ordered at the same time.

Q: How can I tell a male frog from a female frog?

A: Generally, female frogs are slightly larger than male frogs. Otherwise, it is difficult to tell them apart.

Q: Why does the frog spend so much time in the water?

A: Frogs are amphibious creatures. They spend part of their time in the water, absorbing moisture through their skin, and part of the time on dry land feeding or resting. Leopard frogs often sit in the water for long periods of time.

Q: Why won't my froglet eat his crickets?

A: Make sure the crickets are small enough (about 1/4 inch long) and introduce one cricket at a time. Be patient, your froglet may take a week before he begins to eat the crickets.

Q: I ran out of tadpole food, what should I do?

A: Go to your local pet store and purchase a low-protein goldfish food in pellet form.

KEEP THESE INSTRUCTIONS FOR FUTURE REFERENCE - DO NOT DISCARD

**Uncle
Milton®**

MANUFACTURED BY UNCLE MILTON INDUSTRIES, INC.
P.O. Box 6281 THOUSAND OAKS, CA 91359 USA
©2011 Uncle Milton Industries, Inc., all rights reserved.
® and TM designate trademarks of Uncle Milton Industries, Inc.
MADE IN CHINA

Conforms to safety requirements
of ASTM F963

Questions?
Visit unclemilton.com

Product colors and styles may vary.
Retain this package for future reference.

0070-0250-0311